



March 2012

If you are reading this on your computer display, remember that **Acrobat Reader** has a *zoom* feature (under “View” in your top tool bar) for enlarging or reducing text and graphics.

**Next Computer Club (BVCC)
Meeting, March 12, 2012, 7:30
PM**
Len will do a presentation on organizing your files.

Notes from Kent

Help With Savings Bonds

Often, as we turn our lives over to computers, what had been simple becomes much more complex. Case in point is the purchase of U.S. savings bonds. As of January 1st of this year, the classic E/EE bonds (more familiarly known as savings bonds or even war bonds) will no longer be on paper (bonds issued on request as tax refunds are the exceptions). Moreover, they are no longer sold by banks or similar savings institutions or by brokers, as previously. Now the E/EE and I (inflation protected) Bonds must be purchased online and will have no life other than electronic.

This is important to Bristol Villagers as these bonds are a not uncommon gift to grand- and great-grand children. They can still be used for this purpose but now it is all online transaction (more accurately, transactions). They are ordered from <http://treasury-direct.gov>. And this requires that the person making the gift be registered at the site, that the parent(s)/guardian of the giftee be registered, and that the recipient be registered as a linked minor. Once all of this is done, it becomes a simple pro-

BVCC OFFICERS

President: Kent Mulliner
Vice President.: Don Netzley
Treasurer: George Hartwell
Secretary: Thurlie Knapp
Newsletter Editor: Len Nasman
CLUB EMAIL: bvclub@bvres.org

cess. Any while you will receive no paper bond, you can print a gift card to send to the giftee advising him/her of the gift. One advantage is that the registration process for each person be only done once.

Unmentioned in the foregoing, implicit in the process is that you need an email address, your social security number, and a state-issued ID (such as a drivers license) number. Having registered, the gift-giver enters the information on the recipient and the recipient is notified electronically of the gift.

Because potential gift-givers in the Village may not have email addresses, the Computer Club is prepared to assist members to have an email address (as is done with Kroger registrations), with the registration details, and (after giftee and parent/guardian are registered) the actual purchase. Questions can be addressed to the Club president.

Speaking of Kroger

We have yet to receive information on renewal of Kroger registrations/plus cards so purchases benefit the Bristol Village Foundation, but assume that, as in past years, it will be necessary to reregister in April for the coming year. Once Kroger advises the Foundation on what will be required, the Club will again assist with the process and post information on Channel 99 BVTV. It is never too late to register or reregister. Information is available from Kent Mulliner (kentm@bvres.org).

What is APCUG?

Announced at the February Club meeting, the Computer Club has joined the **Association of Personal Computer User Groups (APCUG)**. This national organization of clubs with interests similar to BVCC will provide channels of communications, door prizes to attract attendance at meetings, speakers from afar (webinars), and other services to inform our members. Also, our regional adviser (Bob Vance, from Chillicothe) has joined our club. One additional attraction, mentioned by Bob, is that a member club in Newark offers annual opportunities for recycling unwanted equipment—something that we could use. Your officers expect to have a couple of guest speakers (using the NEW projector capabilities in the Glenn Center Auditorium) to present programs for your edification. We likely will also be picking up articles from other clubs' newsletters (suitably credited, of course) to enrich your reading here.

Kent Mulliner

kentm@bvres.org

Salute to Founders

by Fred

1986 was another year in the life of Bristol Village. Really, uneventful ?? Little did we know, nor did many mark the arrival of **Lois and Glen Yoder**. Of course Lois and Glen were welcomed as newcomers, as we all have been.

The years since have been momentous and rewarding. Glen Yoder picked up the challenge of new technology (just-aborning earlier in the decade) - COMPUTERS and COMPUTING. A new toy for all of us !! Glen and Lois set about learning the technology themselves - and quickly drew many eager students. (Don Netzley and Don Kerry – as examples)

Shortly, a Bristol Village Computer Club was formed. Glen Yoder continued as the driving force. The Bristol Village Computer Club was funded—to buy equipment—by dues and member contributions. No funds from any other Village organiza-

tion. Glen Yoder and other members found their services needed to assist//demonstrate//install computers//teach computer skills.

Glen Yoder established the premise for continued success of the:Club. No one was "CHARGED" for any services provided by the club - the only request was – whatever YOU FEEL THE service worth - please donate to the club. [Reimbursement is requested for actual cost of parts or software.]

Lois and Glen recently moved to Northern Indiana from Traditions, where they are being cared for by their Daughter. **THANK YOU GLEN and LOIS !**


~ YOU HAVE BEEN GIANTS ~

More Connections

by Len

In the February issue of the BVCC Newsletter, I discussed the various cable connections used for computer and video displays. There is a kind of related category of connectors that folks are running into with their ebook readers, I pods and other new-fangled devices.

Kindles and other e book readers need to be recharged. Adapters are available for AC power, USB adapters that can recharge reader batteries from a computer, and car adapters (formerly known as cigaret lighter sockets).



Common USB connectors (scale is centimeters)

Many devices (such as digital cameras, ebook readers, GPS's, and printers) use USB (or Universal Serial Bus) connectors. The illustration above

shows some of the variations. Typically, a USB cable will have a different style connector on each end. Note that the connectors on the left side of the illustration look very similar. If you are buying a cable for an ebook, GPS, or digital camera, be sure that the style connector you get properly matches the style required by your device.

Firefox Tricks

by Len

Web browsers are computer programs that allow you to connect to the World Wide Web and enjoy searching and surfing.

Microsoft Internet Explorer and **Google Chrome** are two examples of the many available Web browsers.

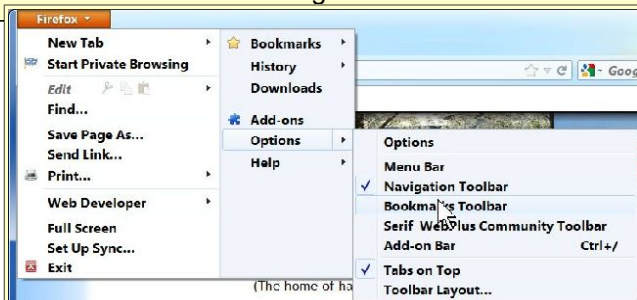


Mozilla Firefox is another web browser that is particularly popular with knowledgeable Internet users. Here are a some tricks for surfing the Internet with Firefox.

- **Zoom** in and out of a web page by holding the **Ctrl** key down and rolling the mouse wheel. {This is similar to the **Ctrl+** or **Ctrl -** trick.}
- **Recent Pages** If you have been visiting a number of different web pages, you can move back and forth through recent visited pages by holding the shift key down and rolling the mouse wheel.

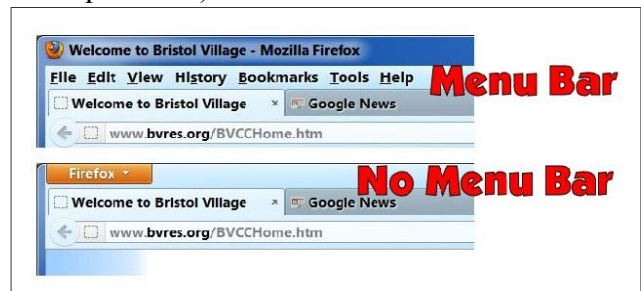


NOTE: Recent Firefox updates have changed the appearance of the menu area of the display. If you click on the small arrow on the right side of the Firefox tab, a pop down menu will provide access to many Firefox features and settings.



You can turn the classic Menu Bar on or off with the pop down menu. If the Menu Bar is off, you can toggle it on and off with the next trick.

- Toggle the **Menu Bar** on and off by pressing the **Alt** key. (Several club members have recently reported losing the Firefox Menu Bar. This is a quick explanation of why and also solution to the problem.)



Not everyone has the latest version of Firefox installed. To see what version you have, click the small arrow on the right side of the Firefox tab and then select **Help, About Firefox**. [If the Menu Bar is on the display select **Help, About Firefox**.]



Here is a collection of other quick keys that you can use with Firefox.

- Spacebar (page down)
- Shift-Spacebar (page up)
- Ctrl+F (find)



- Alt-N (find next)

- Ctrl+D (bookmark page)
- Ctrl+T (new tab)
- Ctrl+K (go to search box)
- Ctrl+L (go to address bar)
- Ctrl+= (increase text size)
- Ctrl+- (decrease text size)
- Ctrl-W (close tab)
- F5 (reload)
- Alt-Home (go to home page)

If you would like to read more about Firefox tricks, try these web sites.

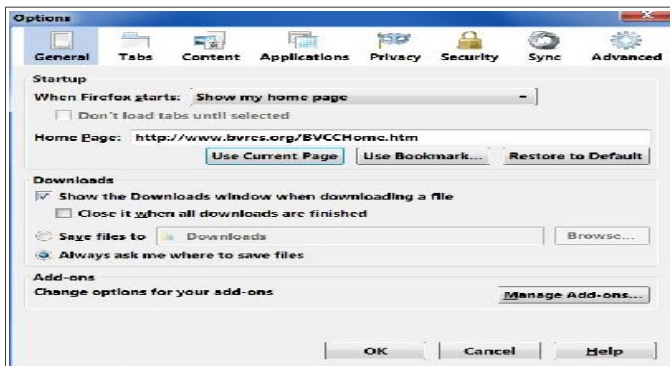
<http://www.lifehack.org/articles/technology/15-coolest-firefox-tricks-ever.html>

<http://www.mozilla.org/en-US/firefox/features/>

Double Homepages

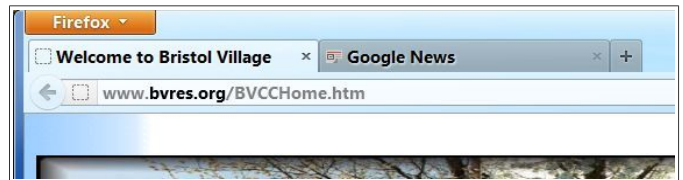
Every time you open a web browser, it opens to what is called your *Homepage*. A Homepage can be any page in the world. Many BVCC members use the club home page. However, with Firefox it is possible to have more than one Homepage. Here is how to set or change your Homepage.

Go to the web page that you would like to use as your Homepage. Click the small arrow on the right side of the Firefox tab [or select **Tools, Options** if the Menu Bar is on] and then select **Options, Options**.



This opens the **Options** dialog box. Select the **Use Current Page** button to make the page that is open your Homepage.

Now for the double Homepage trick. Current versions of Firefox provide for tabs to allow more than one page open at a time.



This illustration shows the BVCC home page on one tab and Google News on a second tab. (To add a tab, click on the + to the right of the last tab.)

With two web pages open (as in the above illustration), click the small arrow on the right side of the Firefox tab and then select **Options, Options**. This time there will be a **Use Current Pages** button. When this is selected, the next time you start Firefox both pages will be available.

