

# BVCC Newsletter

## February 2013

If you are reading this on your computer display, remember that **Acrobat Reader** has a *zoom* feature (under “View” in your top tool bar) for enlarging or reducing text and graphics.

### Next Computer Club (BVCC) Meeting

Live Webinar "Computer Hardware Overview" presented by Jere Minick of Florida

February 11, 2013; 7:30Pm Glenn Center Multipurpose Room

### **Quick Index**

You can jump directly to articles in this newsletter. Just *Select* (left click) the Index listing.

#### Newsletter Index

Quick Index.....	1
<b>Notes from Kent.....</b>	<b>1</b>
January Program Carry-over.....	1
APCUG Events.....	1
Java Alert.....	2
Windows 7 / Vista - Uninstall Programs.....	2
Windows XP - Uninstall Programs.....	2
<b>Windows 7 Tips.....</b>	<b>3</b>
The Windows 7 Calculator.....	3
Windows Explorer.....	4
Extra Desktop Pictures.....	4
Windows Slide Show Gadget.....	5
<b>APCUG Cruise.....</b>	<b>6</b>

## **Notes from Kent**

### **January Program Carry-over**

Due to unanticipated glitches in the January program on hardware, it will be presented on February 11<sup>th</sup> (with the companion program on computer maintenance pushed back to March. Our special thanks to Len Nasman for stepping into the breach with an ad libbed program on Windows 8.

### **BVCC OFFICERS**

President: Kent Mulliner  
Vice President.: Don Netzley  
Treasurer: George Hartwell  
Secretary: Thurlie Knapp  
Newsletter Editor: Len Nasman  
CLUB EMAIL: [bvclub@bvres.org](mailto:bvclub@bvres.org)

### **APCUG Events**

You'll recall that about a year ago the Club joined the **Association of Personal Computer User Groups (APCUG)**. Since then we've had popular and informative presentations by Abbey Stokes and have two presentations scheduled (Feb. 11 and March 11) by Jere Minick, both through the auspices of APCUG.

But these are not the only advantages of APCUG. Two upcoming events may be of interest to residents. The first is a **Virtual Conference, on February 2, 2013, 1-5 p.m.** (but in hourly sessions). Programs include, at 1 p.m., “Windows 8: Mysteries and Misconceptions” and “To Cloud or Not to Cloud, That is the Question,” at 2 p.m., “Freeware and Shareware” and “Using Your Smartphone for Everything,” at 3 p.m. “Are We Losing This Generation's Photos” and “iPad Basics and a Bit More,” and a single program at 4 p.m., “How to Publicize Your User Group.” The programs are available live online (with live questions and responses—submitted from your keyboard). Preregistration (anytime before the session begins) is free but required, and you can register for both simultaneous programs and switch between the two as you please. Registration is at

<https://apcug.ilinc.com/perl/ilinc/lms/event.pl> .

A description of the virtual conferences and links to previous conferences is at

<http://apcug.net/virtual/index.htm> .

More details on the program for the Feb. 2<sup>nd</sup> conference are at [http://apcug.net/virtual/index\\_vc6.htm](http://apcug.net/virtual/index_vc6.htm) .

The other event of interest (sponsored by FAPCUG—Florida Association of Computer User Groups) is the Fourth Technology [Conference@sea](#), December 7-15, 2013, combining a cruise to the Eastern Caribbean and a computer conference featuring exhibits, demonstrations, vendors, and receptions (with 400 attendees at the Third Conference) as well as the usual amenities of a cruise. Because of the Club's membership in APCUG, you will enjoy member-rate registration. More details are available on the last page of this newsletter.

### **Java Alert**

*By Kent*

Java is a free software program (distributed by Oracle) that has become a standard tool in the internet environment. In brief, it allows different browsers and operating systems to have the same functionality by providing an environment and tools independent of specific operating systems or manufacturers. For these reasons, the Club has recommended that members use Java but with the understanding that it must be kept up-to-date.

The importance of this last proviso is doubly clear in mid-January. It has been reported in the national media that “bad guys” are using weaknesses in Java to install ransomware that claims to be from the FBI and tells a user that s/he must make a payment because the FBI has identified copyright violations on the user's computer.

You can probably just install the patch for Java (this is identified by an **orange** “Java” symbol [stylized drawing of a steaming cup of coffee] on the status bar [usually in the lower-right-hand corner of the monitor] with a pop-up notice of “Java Update Available”); however, it may be best to uninstall Java and install the latest version. The following are Java's uninstall recommendations.



1. Click **Start**
2. Select **Control Panel**
3. Select **Programs**
4. Click **Programs and Features**
5. Select the program you want to uninstall [in this case Java] by clicking on it, and then click the **Uninstall** button.

You probably need administrator privileges to remove programs.

### **Windows XP - Uninstall Programs**

1. Click **Start**
2. Select **Control Panel**
3. Click the **Add/Remove Programs** control panel icon
4. The Add/Remove control panel displays a list of software on your system, including any Java software products that are on your computer. Select any that you want to uninstall [Java] by clicking on it, and then click the **Remove** button.

Once it is removed, go to <http://www.java.com> and install the latest version. One reason that this is preferable is that older versions of Java may still offer the vulnerability. While it would be safest to forgo Java for a while, such a decision is likely to curtail your web browsing experience (you will know this when a website advises you that it cannot display something because Java is required).

Even as this article was being written in mid-January, Oracle (the owner of Java) released patches on the 13<sup>th</sup> to repair vulnerabilities. But, only three days later, an ad on an illicit bulletin board offered a new version of the malware for **only** \$5,000. Additionally, an antivirus company reported that it had seen a phony update to Java, which when installed, transferred control of a computer to an external machine. All this leads to the caution that updates should only be accepted from the Java site

### **Windows 7 / Vista - Uninstall Programs**

(<http://www.java.com>), and serious consideration should be given to uninstalling Java.

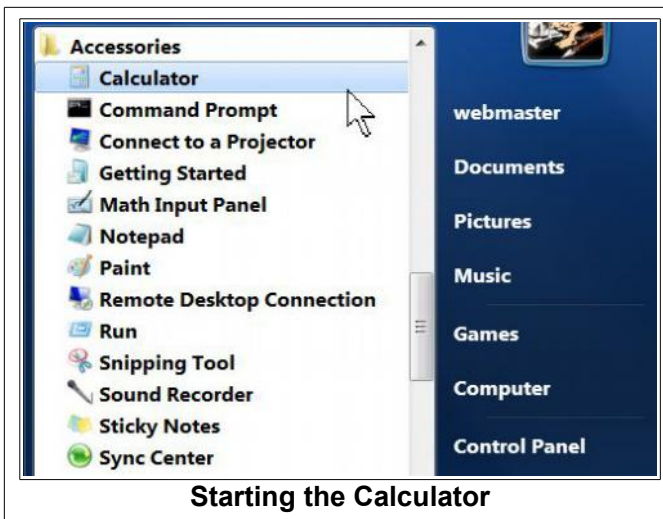
## Windows 7 Tips

By Len

An increasing number of BVCC members are using Windows 7. If you have been using an earlier version of Windows and are planning to upgrade, I recommend Windows 7 over Windows 8 because Windows 8 has been designed for touch panels and does not work as well as Windows 7 for desktop or laptop applications. There have been some changes between Windows XP and 7. Here are some tips for Windows 7 users.

### The Windows 7 Calculator

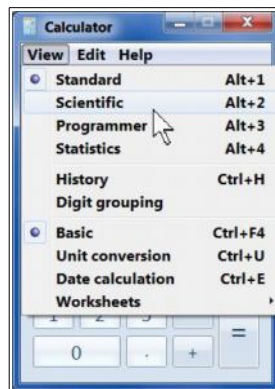
There are some new features on the Windows 7 Calculator. To open the calculator, select **Start, All Programs, Accessories, Calculator**.



Starting the Calculator

When the **Calculator** is first started, it shows the basic functions you probably expect. However, there are a number of other calculator functions available.

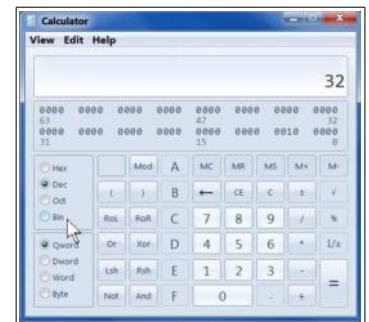
If you select **View** on the Calculator *Menubar*, you will find a number of different calculator types.



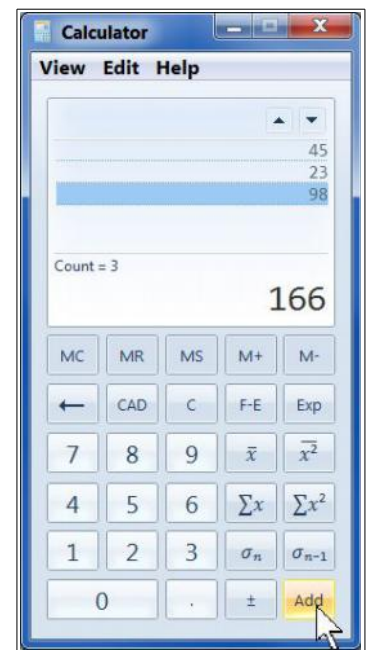
Here is an example of using the *Scientific* calculator. If you took trigonometry in school, the example of the Sin of 30 degrees will bring back memories. To get the result shown, enter **30** and select the **Sin** button.



The *Programmer* calculator, among other functions, allows you to convert between Decimal, Binary, Hexadecimal, and Octal. As an example select the **Dec** option, enter a number, and then select **Bin** to see the equivalent number in 1's and 0's.

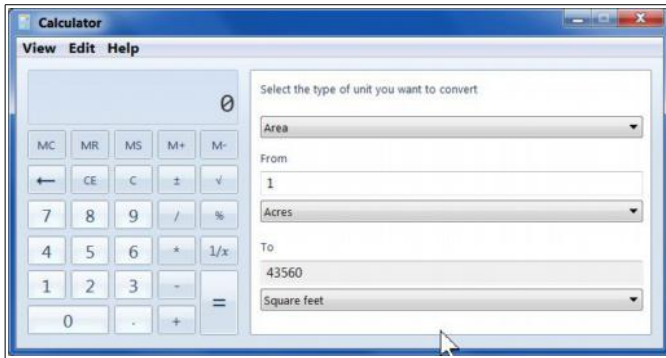


The *Statistics* calculator provides the typical functions used in that field.



A handy calculator option is *Unit Conversion*. In the following example, 1 acre is converted to square feet.





Using the *Date Conversion* option, I discovered that I had lived 26,014 days up to the time I wrote these words.

Using one of the calculator *Worksheets*, I also discovered that if you drive 3,016 miles and use 91 gallons of gas, you got 33 miles per gallon.

If you have the need for quick calculations while you are in front of your computer, the Windows 7 Calculator is a ready and able assistant.

### Windows Explorer

Windows Explorer is the secret to taking control of your computer. To learn more, visit the BVCC Schoolhouse.

[Click to jump to the Schoolhouse.](#)



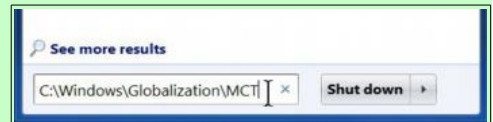
Found on the [bvres.org](http://bvres.org) web site

### Extra Desktop Pictures

You may already know how to change your desktop background to some nice scenes of the USA. You may not know that there are also scenes from other countries hidden in your Windows 7 computer. Here is how to put them where you can add them to a desktop slide show.

✓ Select the **Start** tool at the lower left corner of your Desktop.

✓ Type



C:\Windows\Globalization\MCT in the search box, and press the **Enter** key.



This will open Windows Explorer and reveal folders for 5 different countries.

✓ Double click on the **MCT-AU** folder, then double click on the **Australia** folder.



If you use the *Change your view* tool to display **Large Icons**, you should see 6 nice pictures from Australia in Windows Explorer.

Because the MCT folder is a hidden system folder, the next trick is to copy the pictures to a folder where you can easily find them.

- ✓ Hold the **Ctrl** key down and select each of the 6 pictures.
- ✓ Right click on one of the selected pictures and select the **Copy** option from the context menu.
- ✓ In the Windows Explorer window, select **Libraries, Pictures, Public Pictures**, and right click on the **Sample Pictures** folder and select **Paste** from the context menu.



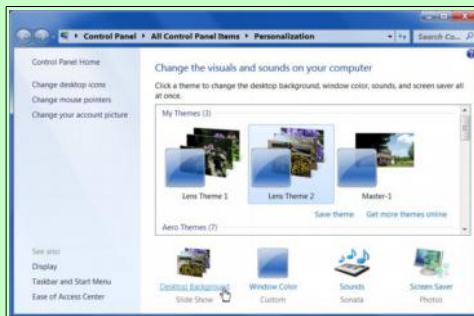
- ✓ If you want more pictures, repeat this process for the other country MCT folders.

Now that you have collected the pictures, you might want to know how to use them to personalize your desktop.

- ✓ Right click on an empty area of the **Desktop** and select **Personalize**.

- ✓ In the **Personalize** dialog box, select **Desktop Background**

- ✓ In the **Desktop Background** dialog box,



select **Browse** and then locate **Libraries, Pictures, Public Pictures, Sample Pictures**.

- ✓ In the **Desktop Background** dialog box, either choose **Select All** or **Clear All** and then **Ctrl +select** the pictures you want to use.

- ✓ Choose the picture change **time** and toggle the **Shuffle** option on or off.

- ✓ Select **Save Changes** and then close the **Personalize** dialog box.



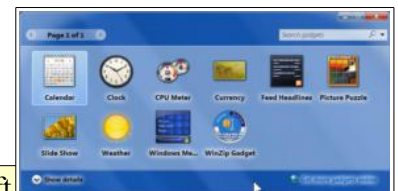
Now you can enjoy scenes from other countries as your Desktop background slide show. Of course you are not limited to the stock pictures for your Desktop. You can browse to any folder and select any pictures you desire.

### Windows Slide Show Gadget

Windows 7 has Gadgets that can occupy space on your Desktop. The **Clock** and **Weather** Gadgets might be the most popular. Since we are on the topic of browsing for pictures, it might be a good time to review the **Slide Show** Gadget.

- ✓ Right click on an empty area of the **Desktop** and select the **Gadgets** option.

Gadgets are added to the Desktop by dragging them to the desired location.



Dragging means left click on an object and (while holding the left mouse button down) moving the mouse to a new location.

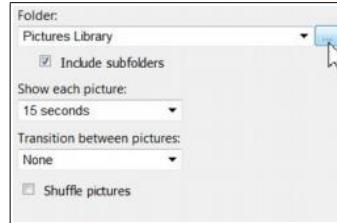
- ✓ Drag the **Slide Show Gadget** to a location on the Desktop.



When you hover the mouse pointer over a **Gadget**, tools will appear.



Selecting the **Options** tool will open a dialog box where you can adjust Slide Show settings.



Selecting the button to the right of the **Folder** name will open a browser window where you can select the folder where your slide show pictures are located.

You can also select the timing and transition style from the Options dialog box.



**Webmaster Desktop**

✓ Select Slide Show options as desired and enjoy the show.

## APCUG Cruise

[Click for info](#)

**Royal Caribbean - Independence of the Seas**  
Saturday, December 7, 2013 - Sunday, December 15, 2013

**The Florida Association of Computer User Groups (FACUG)**  
is presenting its **Fourth Technology Conference@Sea**

There is no better vacation bargain than a cruise and no better cruise bargain than this one. Add to it a full-fledged Computer and Technology Conference on the high seas and it becomes an outstanding event not to be missed. Be a part of FACUG's fourth annual Conference@Sea on what promises to be another outstanding SAIL-A-BRATION!

The amazing bargain cost of the 9-day/8-night cruise starts at \$579 (67/person + tips including the FACUG \$75 early-bird incentive refund. The FACUG Technology Conference will be on the Royal Caribbean Independence of the Seas, sailing on Saturday, December 7 to Sunday, December 15, 2013. FACUG is doing the work so we can offer this outstanding rate and amenities to you. See the Royal Caribbean website (www.royal.com) for more information about the ship. Cabin rates are below (apricot/cabin occupancy).

Cabin	# Cabins	Cruise minus \$75 E/B refund	+ Port Charges	+ Taxes & fees	= Total/person
Interior N	17	\$208	\$200	\$111.07	\$579.07
Interior M	21	\$277	\$200	\$111.07	\$588.07
Interior L	42	\$285	\$200	\$111.07	\$596.07
Altium IPA	47	\$311	\$200	\$111.07	\$622.07
Interior K	48	\$404	\$200	\$111.07	\$715.07
Oceanview H	4	\$379	\$200	\$111.07	\$690.07
Oceanview G	5	\$514	\$200	\$111.07	\$825.07
Balcony E1	15	\$744	\$200	\$111.07	\$1,055.07

Pre-paid gratuities \$93.20/person and travel insurance \$59/person (\$69/automatic) are additional.

Sailing from Fort Lauderdale, calling on Philipsburg, St. Maarten; Basseterre, St. Kitts; San Juan, Puerto Rico and Labadee, Haiti then returning to Fort Lauderdale. This offer is valid for a limited time only. The Technology Conference@Sea registration fee is \$95/person for members of a FACUG or APCUG club (\$120 for non-members) and also \$95 for the second person in the cabin who need not be a club member. The early-bird refund is \$75 per conference attendee. Included in the conference fee are many extra perks including a Welcome Bag full of goodies, two Meet & Greet cocktail parties which are a big hit every year and a few additional surprises. **The \$250/person cruise deposit is completely refundable until September 7, 2013 when the balance is due.**

There will be buses from several locations around Palm Beach County to the Port of Fort Lauderdale and back for about \$15/person each way. We will look into buses from other points in Florida if there is sufficient demand.

Last January we did 200+ occupied cabins with 400+ people. After the cruise, a survey was taken and 3/4 of the responders, including spouses, rated the event an "A". It was called a great balance between conference time and party time. Ask your friends who were there. If you are interested in sailing with us at the above early-bird rates, you first need to register for the conference by following the directions below and then book your cruise with the booking agent noted below.

(Or here, complete and return form below)

**I am including my \$190/couple (\$95/single) conference registration check refundable until June 1, 2013. Please fill out the following form and place it into an envelope with your check. Mail to:**  
**John Witmer; FACUG Treasurer, 3312 Sheehan Drive, Land O' Lakes, FL 34638-8036.**

Once this is done, send an email containing the completed information below to [president@facug.org](mailto:president@facug.org) with a cc to [treasurer@facug.org](mailto:treasurer@facug.org) to time-stamp your submission, since Royal Caribbean has limited our number of attendees. **Then call booking agent Dean LeBlanc (866-606-2067) to book your cruise.**

DATE: \_\_\_\_\_ **COMPUTER & TECHNOLOGY CLUB:** \_\_\_\_\_  
 NAMES OF BOTH PEOPLE: \_\_\_\_\_ PHONE #: \_\_\_\_\_  
 EMAILS: \_\_\_\_\_

Check # \_\_\_\_\_ Amount \_\_\_\_\_ - **2013 FACUG CONFERENCE CRUISE**

For more cruise information, call booking agent Dean LeBlanc at Cruise Buyers Choice toll-free: 866-606-2067. For more conference information, email [facugcruise@ariesmart.com](mailto:facugcruise@ariesmart.com).

